



The UK's favourite display manufacturer

Unit 17-18 | 12 Airfield Road | Christchurch | Dorset | BH23 3TG

Tel: 01202 480104 | Web: www.displaysuk.co.uk | Email: studio@displaysuk.co.uk



Creating artwork

1. Please provide the artwork as a high resolution PDF where possible.
TIFF / EPS / JPEG files are also accepted.
2. If supplying Quark or InDesign files please provide all linked images and fonts for the document.
3. Please ensure that the artwork is set to the correct size of the following:
Full size / half size / quarter size.
4. Add 3mm bleed to your document settings.
5. Where possible convert all fonts to paths when sending a PDF.
6. Please supply all links as CMYK, 300dpi at 25% final size.

Common Mistakes

1. Incorrect document size.
2. Artwork is not converted to CMYK.
3. Text is not converted to path or fonts not included.
4. Links are low quality.
5. Document contains missing links.



Centro Multimedia - Kit 1 (up to 32" screen) - Graphic Specification

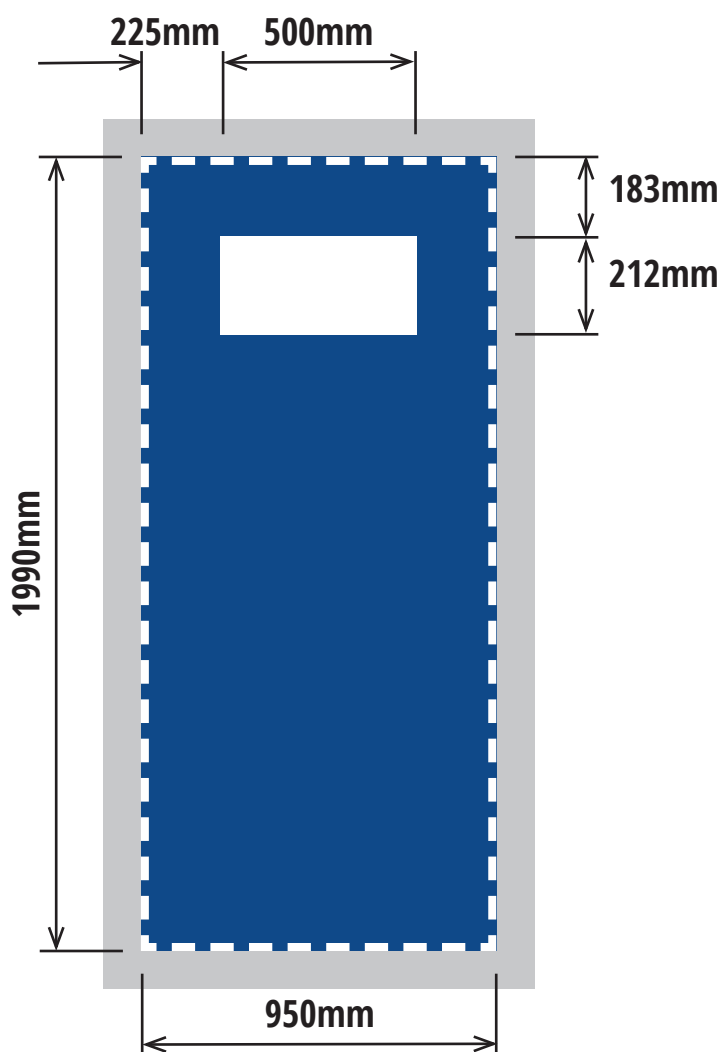



Image print size (inc bleed area)
2010mm(h) x 970mm(w)
(10mm bleed on all 4 sides)

Finished trimmed print size
1990mm(h) x 950mm(w)

Visible graphic area
1990mm(h) x 950mm(w)

Rear View

Magnetic tape applied to all edges of the graphic panel



Centro Multimedia - Kit 1 (up to 42" screen) - Graphic Specification

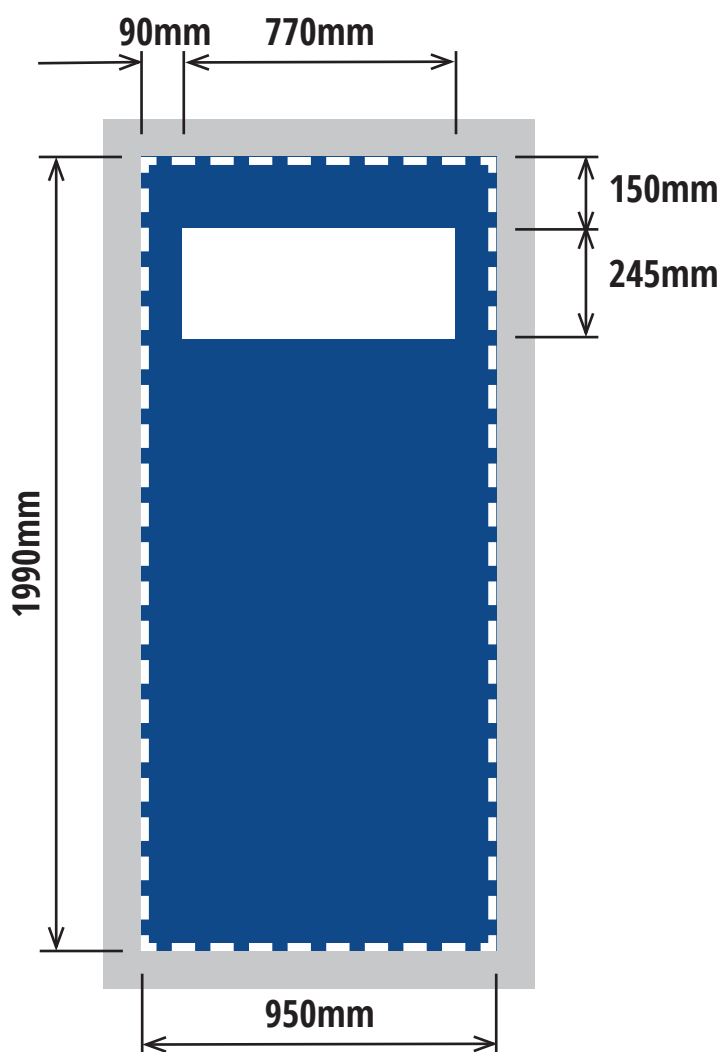


Image print size (inc bleed area)
2010mm(h) x 970mm(w)
(10mm bleed on all 4 sides)

Finished trimmed print size
1990mm(h) x 950mm(w)

Visible graphic area
1990mm(h) x 950mm(w)

Rear View

Magnetic tape applied to all edges of the graphic panel

